



2018 RURAL HOMELESSNESS ESTIMATION PROJECT

Wetaskiwin
Community Report

May 2019

A dark green, semi-transparent background image showing a sign with the word 'INDEPENDENCE' in capital letters. The sign is part of a larger structure, possibly a building or a public display, and is slightly out of focus.

MAY 2019

DATA ANALYSTS

Abebe Essayas
Azam Khattak
Scott Travis
Shadi Merhej

MANAGING EDITORS

Julia Juco
Jonn Kmech

EDITOR

Dee Ann Benard

The Step-by-Step Guide to Estimating Rural Homelessness
is available for download in English and French at www.ardn.ca

For more information about the 2018 Rural Homelessness Estimation Project

Canada 

This project was funded in part by the Government of Canada's Homelessness Partnering Strategy. The opinions and interpretations in this publication are those of the author and do not necessarily reflect those of the Government of Canada.

The Alberta Rural Development Network recognizes that the 2018 Rural Homelessness Estimation Project took place on the traditional territories of Treaty 6, Treaty 7, and Treaty 8.

Wetaskiwin's Estimation Count occurred on Treaty 6 territory, the ancestral home of the Cree, Dene, Blackfoot, Saulteaux, and Nakota Sioux, as well as the Métis. We acknowledge and thank the diverse Indigenous peoples whose footsteps have marked these territories for centuries. The ARDN also recognizes the direct connection between homelessness and colonization¹, and it is our hope that this project provides one small step towards righting wrongs.



PARTICIPATING COMMUNITIES

The following communities participated in the 2018 Rural Homelessness Estimation Project:

Athabasca County
Banff and Canmore
Camrose
County of Grande Prairie
Drayton Valley
Drumheller
Fort Macleod
Grande Cache
Greenview
Hinton
Jasper
Kainai First Nation
Lacombe
Okotoks
Lac La Biche
Peace River
Ponoka
Strathmore
Tri-Region (Spruce Grove, Stony Plain, and Parkland County)
Wetaskiwin

COMMUNITY PARTNERS

The following local organizations participated in Wetaskiwin's Estimation Count:

Catholic Social Services
City of Wetaskiwin FCSS
Neighbors Outreach Wetaskiwin
Salvation Army Food Bank
Wetaskiwin Boys and Girls Club
Wetaskiwin Native Counseling Services
Wetaskiwin Regional Public School Division
Wetaskiwin SPELL
Wetaskiwin Victim Services Unit

EXECUTIVE SUMMARY

In partnership with the Family and Community Support Services Association of Alberta (FCSSAA), the Alberta Rural Development Network (ARDN) led a province-wide effort to estimate homelessness in rural communities in Alberta. Funded in part by the Government of Canada's Homelessness Partnering Strategy, the Rural Homelessness Estimation Project (RHEP) is an initiative which facilitated homelessness data collection in 20 communities across rural Alberta over a three-month period in fall 2018.

This initiative utilized the methodology outlined in ARDN's "Step-by-Step Guide to Estimating Rural Homelessness"² whereby surveys are administered at local and regional social service agencies to gather information on the following:

- Housing instability
- Employment
- Income
- Family demographics
- Services accessed

Lead project partners connected with local service agencies in their communities to coordinate the dates for their local count. Service agencies were instructed to invite individuals who visited their agency to fill out a 28-question survey during a consecutive 30-day period.

The participating 20 communities were provided with both an online and paper version of the survey. In either format, the survey could be completed directly by the respondent or with the assistance of a staff member.

Over the months prior to the collection period, service providers were trained on the objectives, needs, and overall goal of the project, which was to collect information on housing and service needs from individuals accessing local services. Emphasis during training was placed on clarifying survey terms, ensuring respondents' confidentiality and privacy, and securing their informed consent.

Data from paper surveys was input into the online platform by the local lead project coordinator and was compiled, reviewed, and consolidated by ARDN along with survey results collected online. Duplicates were removed (using the Unique Identifier, as per the Step-by-Step Guide methodology) and data analysis and integrity measures were performed by ARDN analysts to produce the final community findings outlined in this report.

METHODOLOGY AND DATA COLLECTION

This report consists of an overview of the primary data collected through social service agencies in Wetaskiwin between October 20th and November 20th, 2018. The lead coordinator for Wetaskiwin's Estimation Count was Wetaskiwin Family and Community Support Services.

The primary data collected in Wetaskiwin's count indicated the following:

- Out of 26 survey respondents, 13 felt that their housing situation was unstable, that they could easily lose their housing, or were unsure whether their housing was stable;
- Five respondents (38%) experiencing unstable housing have always lived in Wetaskiwin;
- Respondents listed 'Conflict' as the top primary reason as to why they felt their housing was unstable, with nearly one-quarter of survey respondents listing this as the primary reason;

- The most common support services needed by all survey respondents (both stably and unstably housed) were "Basic Needs (food, shelter, medical, shower, laundry)", "Financial Support", and "Family/Parenting Support".

As per the Step-by-Step Guide, this survey used the Canadian definition of homelessness as defined by the Canadian Observatory on Homelessness³. However, to encourage client participation, the survey was advertised as a way to better understand the housing and support needs and challenges faced by community members in Wetaskiwin; use of the term "homelessness" was minimized due to the associated stigma, and the questions within the survey focused on respondents' "unstable housing" conditions. Unstable housing, as defined in this iteration of the project, is when a person experiences **"difficulty paying rent, spending a major portion of the household income on housing, having frequent moves, living in overcrowded conditions, or doubling up with friends and relatives"**. By re-framing the focus of the survey, this project attempted to decrease stigma, increase community members' willingness to participate, and collect quality data that stays true to the estimation's purpose.

It is important to reiterate that the aim of the project was not solely to identify the scope of homelessness and housing instability in Wetaskiwin, but to better understand the support services potentially required to address these issues. Through the collection of direct input from individuals who access social services, a baseline depiction of the local situation can be established.

Despite this, the following data is count data. While there is likely a small error in responses due to data entry or user error, there are no significance values, p-values, tests, or inferential statistics of any sort within this report. It is therefore not ARDN's intention with this report to:

- Guarantee that the data provides a complete or all-encompassing depiction of housing instability and service needs in Wetaskiwin;
- Provide any interpretations of the data contained herein;
- Make any recommendations for policy changes or actions to be taken in Wetaskiwin as a result of this data;
- Make any stake/claim about government policies, corporate actions, or externalities in Wetaskiwin;
- Make any inferences or generalizations about the population of Wetaskiwin.

It is the responsibility of the individual community and local community partners to draw their own conclusions and interpretations based on this data and determine how to best utilize it. ARDN assumes no responsibility or liability for any changes, decisions, or actions made as a result of the interpretation of data outlined in this report.

Due to rounding and exclusion of non-responses, data presented throughout this report may not add up precisely to the totals provided and percentages may not precisely reflect the absolute figures. Additionally, some questions from the survey are not included within this report due to low response rates. A copy of the actual paper survey used in this project can be found at www.ardn.ca/publications/2018-rhep-survey.

LIMITATIONS

In this pilot study, respondents self-identified as to whether they considered their housing situation as unstable or whether they felt they could easily lose their housing. Because of the stigma associated with the term "homelessness" and the relativity of the term "housing instability", many individuals may not self-identify under either term, even though they meet the defined criteria. Therefore, individuals who may meet the Canadian definition of homelessness may have nevertheless reported their housing

situation as stable (and vice versa).


Not every person who entered a participating service agency may have consented to the survey (and therefore, not every participating agency may have been able to gather completed surveys); not every individual requiring help may have entered a participating service agency during the 30-day collection period; and not every service agency in Wetaskiwin may have participated. As a result, this report presents a conservative picture of Wetaskiwin's situation with regards to homelessness, housing instability, and community service needs.

SUPPORT SERVICES

All individuals who took the survey (n=26), including those who said they had stable housing, were asked which issues they were seeking assistance for when they came into the service agency. The support services that all respondents reported as needing the most can be seen in **Table 1** (below) and multiple responses were possible. Eight respondents chose "prefer not to answer".

Table 1: Respondents were asked "what general areas or issues are you here to get support with?"

General Support Services Needed (Multiple Responses Possible)	Responses
Basic Needs (food, shelter, medical, shower, laundry) Support	14
Financial Support	8
Prefer Not To Answer	8
Family/Parenting Support	6
Support Services (Accessing government services, accessing technology, etc.)	6
Transportation Support	5
Health & Wellness Support	4
Legal Support	1
Domestic Violence Support	1



The top three most common responses for support services required by survey respondents were "Basic Needs" (14), "Financial Support" (8), and "Family/Parenting Support" (6).

COMMUNITY FINDINGS

Housing Stability

The total number of respondents who completed the survey was 26. Of those, a total of 13 individuals answered "yes" or "not sure" to the question "Do you consider your housing situation to be unstable or feel you could easily lose your housing?" and are therefore considered housing-unstable individuals (**Figure 1**). All the results that follow in this report include data solely from respondents who reported their housing situation to be unstable. This was done to both capture information from individuals facing homelessness, and better understand demand on local service agencies.

Reasons for Housing Instability

The reasons given for why individuals felt their housing was unstable can be seen in **Table 2** (page 8). Respondents had the option to give multiple answers if necessary. The top five most common responses for why they felt their housing was unstable were as follows: eight responses for

26
TOTAL NUMBER OF RESPONDENTS

13
UNSTABLY HOUSED RESPONDENTS

"Addiction/Substance Use"; eight for "Inadequate Housing"; seven for "Low Income"; six for "Conflict", and five for "Transportation". When respondents were asked to give their primary reason that they thought their housing was unstable (one reason only), the most common responses were:

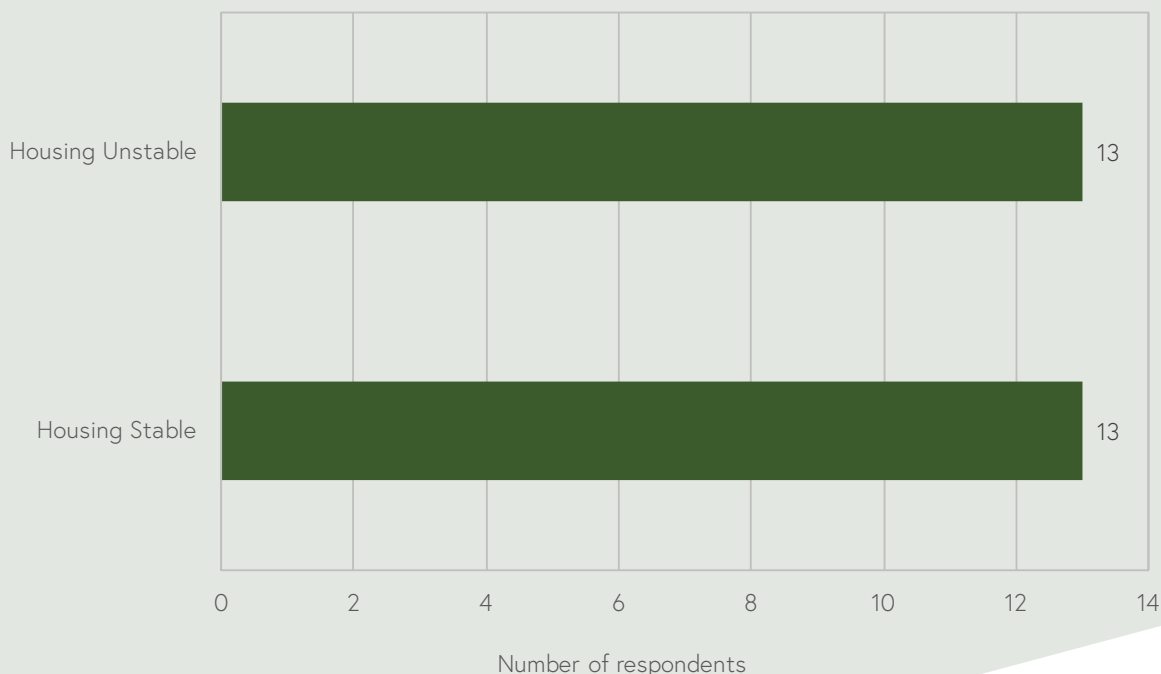


Figure 1: A total of 13 individuals answered "yes" or "not sure" to the question "Do you consider your housing situation to be unstable or feel you could easily lose your housing?" (n=26).

Table 2: The most common reasons provided by Wetaskiwin respondents as to why they felt their housing was unstable. Respondents were able to give more than one response. Other options that received zero responses are not shown.

Reasons for Unstable Housing Status (Multiple Responses Possible)	Responses
Addiction/Substance Use	8
Inadequate Housing	8
Low Income	7
Conflict	6
Transportation	5
Mental Health	4
Abuse	3
Illness/Medical Condition	2
Unable To Pay Rent/Mortgage	1
Job Loss	1
Other	1

three (23.1%) for "Conflict", three (23.1%) for "Mental Health, Inadequate Housing, and/or Transportation", and two (15.4%) for "Low Income".

Note: Due to a formatting error in the paper survey, the options "Mental Health", "Inadequate Housing", and "Transportation" were listed together as a single option for the question "of the reasons previously stated, what is the main reason for being homeless or at-risk for losing your home". As a result, the aforementioned options cannot be reported on separately in this dataset.

DEMOGRAPHICS

Gender

The reported gender identities of housing-unstable individuals can be seen in **Figure 2**. Of the survey respondents, six (46.2%) identified as men, and seven (53.8%) identified as women.

Sexual Orientation

The reported sexual orientations of respondents can be seen in **Figure 3** (page 9). Of the survey respondents, 12 identified as straight, and one identified as bisexual.

46.2% of unstably housed respondents identified as men



53.8 of unstably housed respondents identified as women

Figure 2: Gender identities of housing-unstable respondents (n=13).

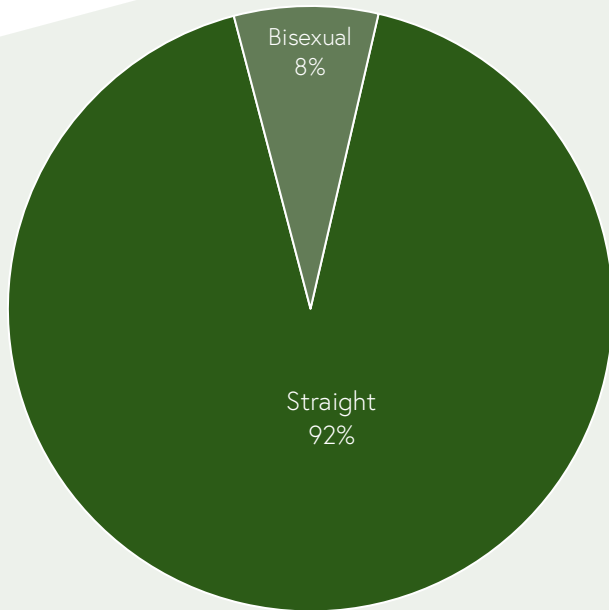


Figure 3: Sexual orientation of respondents who identified as housing-unstable (n=13).

Age of Respondents

The age demographics of respondents with unstable housing can be seen in **Figure 4** (below). The average age of individuals facing unstable housing was 33 and the median age was 28.

A note about youth participation: service agencies were instructed to limit survey administration to individuals 14 years of age or older, as per the consent and confidentiality guidelines of the Alberta College of Social Workers⁴.

Migration Status and Ethnicity

Out of all housing-unstable respondents, all 13 were born in Canada. These results are shown in **Figure 5** (page 10).

Of those respondents who were born in Canada, two identified as Caucasian, and 11 as Indigenous (First Nations) (**Figure 6**, Page 10).

Respondents were asked immigration-related questions, but due to lack of relevance (all respondents reported being born in Canada), this dataset was not reported on.

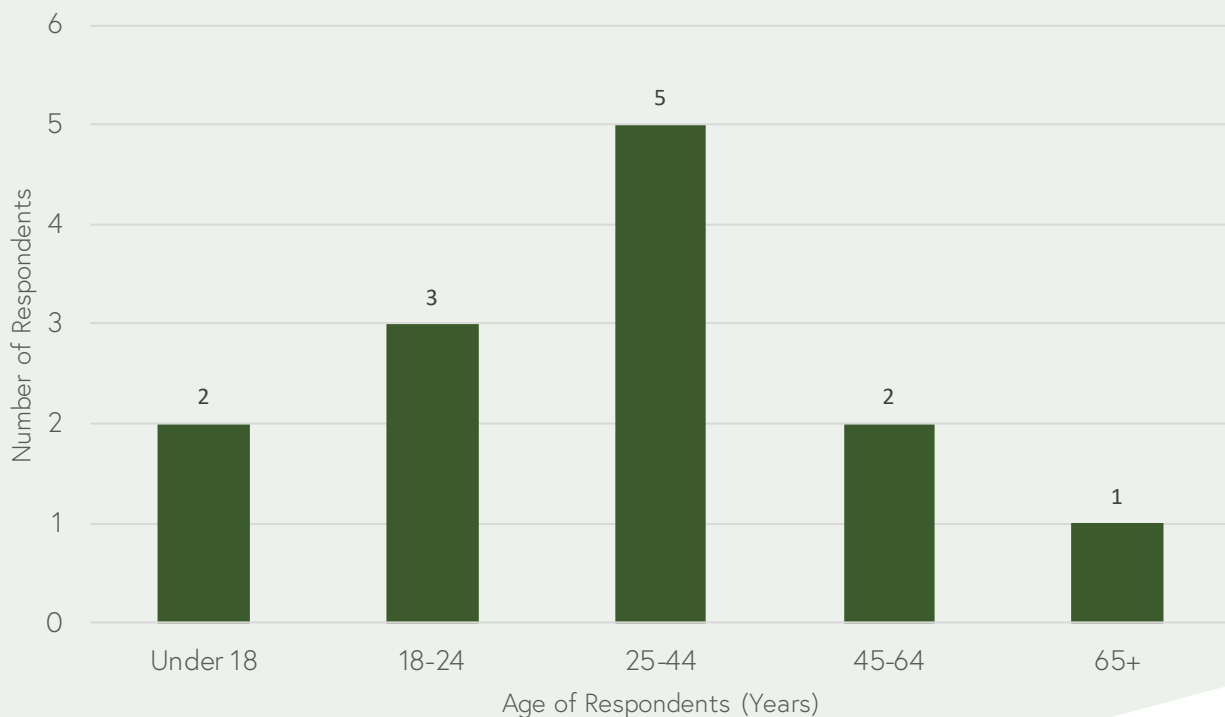


Figure 4: Age demographics of housing-unstable respondents (n=13).

Of respondents currently facing unstable housing, all 13 were Canadian citizens.

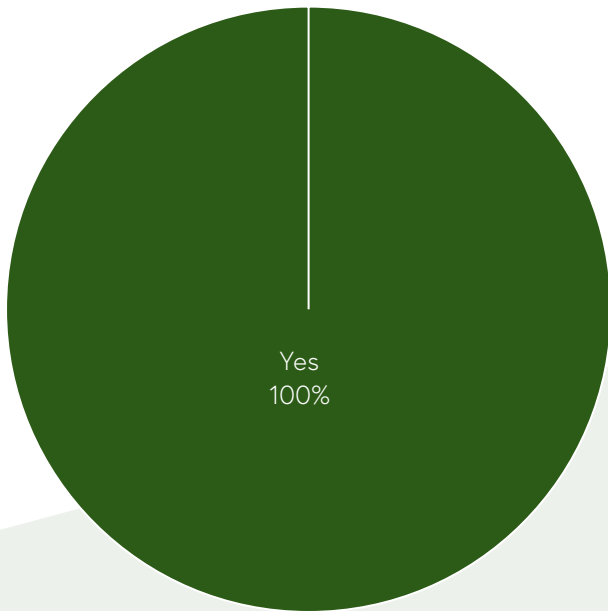


Figure 5 (above): unstably-housed respondents who answered "yes" or "no" to the question "were you born in Canada"? (n=13)

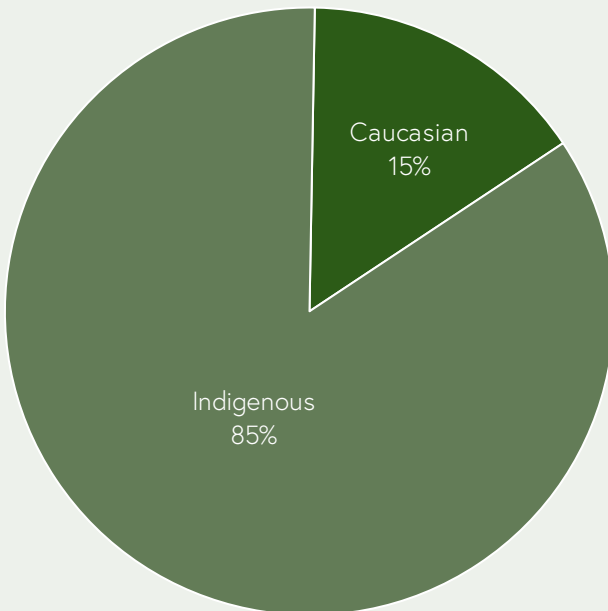


Figure 6: Of respondents born in Canada, 15% identified as Caucasian, and 85% identified as Indigenous (n=13).

RECENT LIVING SITUATION

Duration of residency

The duration of time that respondents had lived in the community can be seen in **Figure 7** (page 11). Five respondents reported that they have always lived in the community, four have lived in the community for more than a year, and four have lived in the community for less than a year.

Accommodations

Respondents were asked about their most recent living situations. Respondents' most commonly reported living situations for the week prior to taking the survey can be seen in **Table 3** (below). The duration of time that respondents reported living in their current living situation can be seen in **Figure 8** (page 11).

Table 3: Respondents were asked about their accommodations within the past week.

Accommodations in the past week (Multiple Responses Possible)	Responses
Someone Else's Place	9
Sidewalks, Squares, Parks, or Makeshift Shelter	3
Prefer Not To Answer	2
Apartment/House	1

Respondents were asked about the number of times they had moved in the past year; frequent moves can be an indicator of instability and insecurity. Of respondents who had moved in the past year, one had moved 1-2 times, one had moved 3-5 times, two had moved 10 or more times, and four gave no response. If respondents had lived somewhere else in the past year, two moved from another community in the province, and two came from another residence in the community.

Who's Staying with You

Some respondents reported that they had other

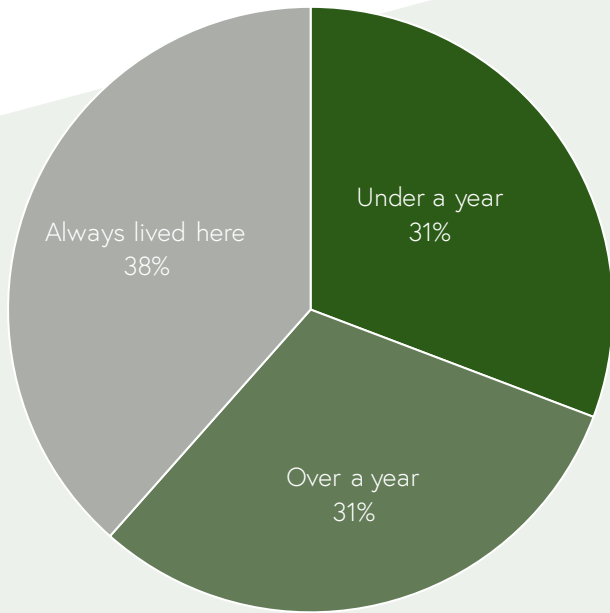


Figure 7: Respondents were asked about their current living situations. The figure above contains the response for the question "how long have you lived within the community?" (n=13).

people sharing their living situation with them. Of collected housing-unstable survey responses (n=13), there were a total of 16 adults staying with

unstably-housed respondents. The average number of adults sharing respondents' living situation was 2.00. There were also a total of four children staying with unstably-housed respondents. The average number of children sharing respondents' living situation was 2.00.

It is important to note that these individuals cannot be confirmed to be experiencing housing instability, and these numbers are just an indication that they share the same living situation or household as the survey respondent.

No unstably-housed respondents answered "yes" to the question "are you or anyone in your household pregnant?".

Shelter Use

Finally, respondents were asked if they had spent time in an emergency shelter in the past year. One individual responded to this question, and no respondent answered "yes" to accessing shelter services in the past year. Subsequently, if they had answered "no", respondents were asked about possible reasons for not utilizing emergency shelter(s). The one respondent said there were no shelters in their area.

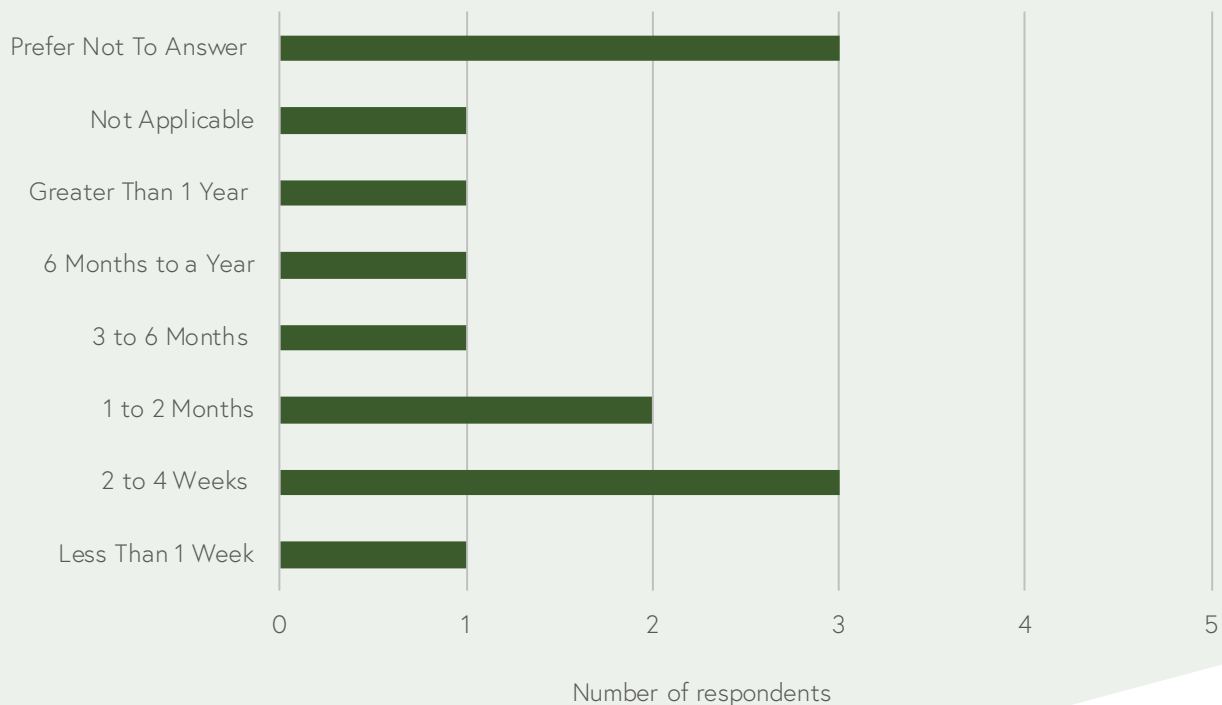


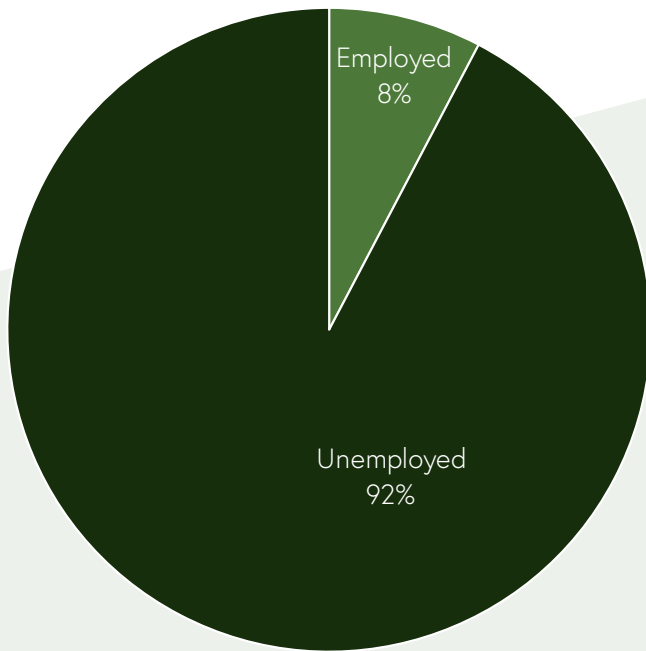
Figure 8: Respondents were asked how long they have been staying in their current accommodations (n=13).

Note: due to a technical error, the shelter use question was not included on the online version of the survey (for all 20 communities that took part in the survey); therefore, data was only collected for respondents who filled out the paper version of the survey. As a result, this question was asked of a smaller subset of housing-unstable survey respondents and the data is therefore incomplete.

EMPLOYMENT

The employment status of housing-unstable individuals can be seen in **Figure 9**. Out of 13 individuals who responded to the question, one was employed and 12 were unemployed. For those who were employed, the one respondent was employed part-time. The sector that people were currently employed in can be seen in **Table 4** (below).

Table 4: Respondents who reported being employed were asked which sector they were employed in.



Current Employment Sector	Responses
Other Sector	1

Figure 9 (above): Respondents were asked whether they're currently employed (n=13).

Military or Emergency Services

Respondents were asked whether they had ever served in the Canadian military or any emergency services. As all respondents answered "no" or "prefer not to answer" to the question, this dataset was not reported on.

Sources of Income

Finally, respondents were asked to identify what sources of income they had, with multiple responses if applicable. The top responses for the community can be seen in **Table 5** (page 13).




Table 5: Respondents were asked to identify their current sources of income.

Sources of Income (Multiple Responses Possible)	Responses
No Source of Income	3
Money From Family/Friends	2
Other Sources	2
Social Enterprise	2
Prefer Not To Answer	2
Non Senior Related Benefits: Alberta Supports Benefits	1
Employment	1
Non Senior Related Benefits: Child Tax Credit	1
Non Senior Related Benefits: Other Benefits	1

UNIQUE FINDINGS

We compared Wetaskwin's data to the overall data from the other 19 communities that participated in the Rural Homelessness Estimation Project. This section describes unique data findings that are outliers in comparison to other communities. All findings in this section are based only on housing-unstable respondents (n=13). Percentages are rounded to the nearest tenth. It is important to note that the N for both men and women is less than 10.

Wetaskiwin was one of several communities where 100% of both male and female respondents were born in Canada. As well, 100% of male respondents were Indigenous (First Nations), the highest amongst the communities. The community also ranked highly for women identifying as Indigenous (71.4%) and women reporting that they had always lived in the community (42.9%).

Regarding reasons for housing instability, Wetaskiwin ranked highest for women reporting the following as at least one reason they felt their

housing was unstable: Addiction/Substance Abuse (71.4%) and Inadequate Housing (71.4%). It also ranked highly for women reporting Conflict (57.1%) as at least one reason for housing instability, as well as Transportation (42.9%). Wetaskiwin also ranked highly for men reporting the following as at least one reason for their housing instability: Addiction/Substance Abuse, Mental Health, and Inadequate Housing (50.0% each).

Wetaskiwin ranked highly for both women (85.7%, highest) and men (50.0%) reporting that they had stayed at someone else's place the week prior to the survey. The community also ranked highest amongst the communities for men reporting that they had stayed in Sidewalks, Squares, Parks, or Makeshift Shelter in the week prior to the survey (50.0%).

Finally, Wetaskiwin ranked highest for women visiting service agencies seeking support with Family/Parenting (71.4%), and also ranked highly for women seeking assistance with Support Services (such as help navigating government programs or accessing technology; 57.1%), and women seeking assistance due to transportation needs (42.9%).

CONCLUSION

The 2018 Rural Homelessness Estimation Project was a pilot project aimed at investigating rural and remote homelessness in 20 rural communities across Alberta. It represents the first coordinated effort to quantitatively estimate homelessness outside the seven major cities across the province. Its intent was to provide baseline data for further investigation into the issue of rural and remote homelessness in Alberta.

This report provides a summary of primary data collected by service agencies in Wetaskiwin from October 20th to November 20th, 2018. It is a snapshot of the living situation of individuals who accessed services in the community and reported that they were experiencing housing instability.


From a total of 26 survey respondents, 13 people reported that they felt that they could easily lose their housing or that they were uncertain whether their housing situation was stable.

Given the reasons outlined at the beginning of this report, there are likely more individuals who met the Canadian definition of homelessness or who are struggling with housing instability and homelessness in Wetaskiwin.

It is important to reiterate that the information herein is intended to be presented as objectively as possible, without interpretation or recommendations from the ARDN. The intention of this report is to provide means for agencies within the community – who are most familiar with their local needs and realities – to determine their community's potential needs, as well as what concrete responses or additional research may be necessary to prevent or reduce homelessness and housing instability in Wetaskiwin.

What has been made clear from the study is that rural and remote housing instability and homelessness exists in all 20 rural communities that were investigated, a finding that supports previous qualitative research indicating that it is widespread across Alberta⁵. More research on rural and remote homelessness, in both the Wetaskiwin and across the province, is warranted to better understand the issues unique to individual municipalities and areas, as well as commonalities shared, in order to inform best practices and local solutions. Given that it was the first such count of its kind in Alberta (as well as the first large-scale utilization of the methodology described in the Step-by-Step Guide to Estimating Rural Homelessness), many lessons were learned and the results from this pilot study will help shape and improve future counts.

The Alberta Rural Development Network would like to thank Wetaskiwin Family and Community Support Services and all community partners in Wetaskiwin for their work on this pilot study, as well as the Family and Community Support Services Association of Alberta (FCSSAA) for their work coordinating the project.



A photograph of a forest with a green armchair in the foreground, overlaid with a green gradient. The armchair is a plush, dark green recliner with a footrest, positioned on a dirt path in a forest of tall, thin trees. The lighting is soft, suggesting an overcast day. The green gradient is a semi-transparent overlay that covers the left side and bottom of the image, creating a layered effect.

ENDNOTES

1) Thistle, J. (2017.) *Indigenous Definition of Homelessness in Canada*. Toronto: Canadian Observatory on Homelessness Press.

2) Abedin, Z. (2017). *Step-by-Step Guide to Estimate Rural Homelessness (1st ed.)*. Retrieved from <https://www.ardn.ca/estimation-guide/step-by-step-guide-to-estimate-rural-homelessness-english>

3) Gaetz, S.; Barr, C.; Friesen, A.; Harris, B.; Hill, C.; Kovacs-Burns, K.; Pauly, B.; Pearce, B.; Turner, A.; Marsolais, A. (2012) *Canadian Definition of Homelessness*. Toronto: Canadian Observatory on Homelessness Press.

4) Alberta College of Social Workers. (2015). *Guidelines on the Management of Consent and Confidentiality When Working with Minors*. Retrieved from http://acsw.in1touch.org/uploaded/web/NEWS_GUIDELINES_ConsentwithMinors.pdf

5) Schiff, J. W., Schiff, R., & Turner, A. (2016). *Rural Homelessness in Western Canada: Lessons Learned from Diverse Communities*. Social Inclu-



Alberta Rural Development Network
#200, 10578 - 113 Street, NW
Edmonton, Alberta
780-964-2736 | info@ardn.ca | www.ardn.ca